


Ingram Micro Inc.

Region	North America
Country/Area	United States of America
Questionnaire	General
Activity Group	Trading, wholesale, distribution, rental & leasing

The CDP Score Report allows companies to understand their score and indicate which categories require attention to reach higher scoring levels. This enables companies to progress towards environmental stewardship through benchmarking and comparison with peers, in order to continuously improve their Forests governance. Investors will additionally receive a copy of the CDP Score Report upon request. For further feedback please contact your account manager or your key CDP contact.

YOUR CDP FORESTS SCORES



Timber

Timber Average performance



Trading, wholesale, distribution, rental & leasing

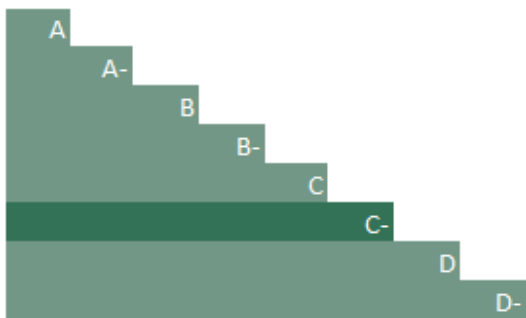


North America



Global Average

UNDERSTANDING YOUR SCORE REPORT



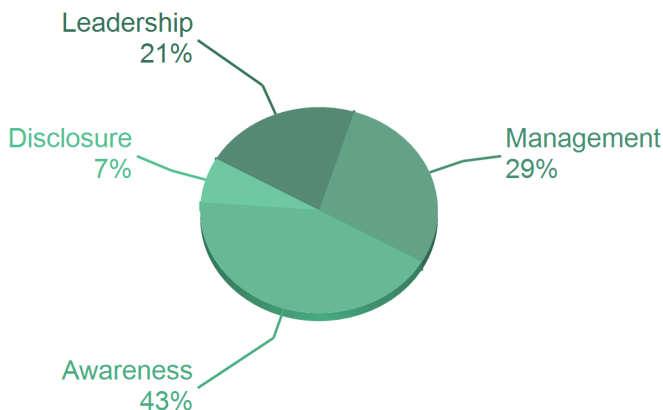
Ingram Micro Inc. received a C- for Timber which is in the Awareness band. This is lower than the North America regional average of C, and lower than the Trading, wholesale, distribution, rental & leasing sector average of C.

- Leadership (A/A-):** Implementing current best practices
- Management (B/B-):** Taking coordinated action on forests issues
- Awareness (C/C-):** Knowledge of impacts on, and of, forests issues
- Disclosure (D/D-):** Transparent about forests issues

ACTIVITY GROUP PERFORMANCE

Trading, wholesale, distribution, rental & leasing

Your company is amongst 43% of companies that reached Awareness level in your Activity Group for Timber.

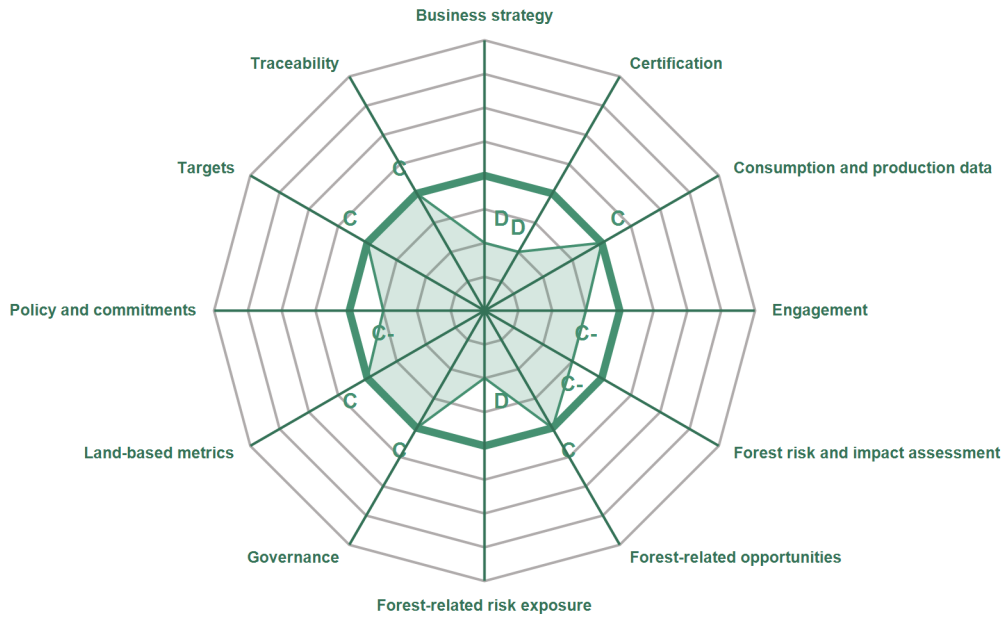


A sample of A-list companies from your Activity Group:

Toyota Tsusho Corporation

*Please note that the peer group average scores are compiled with only investor-requested company scores

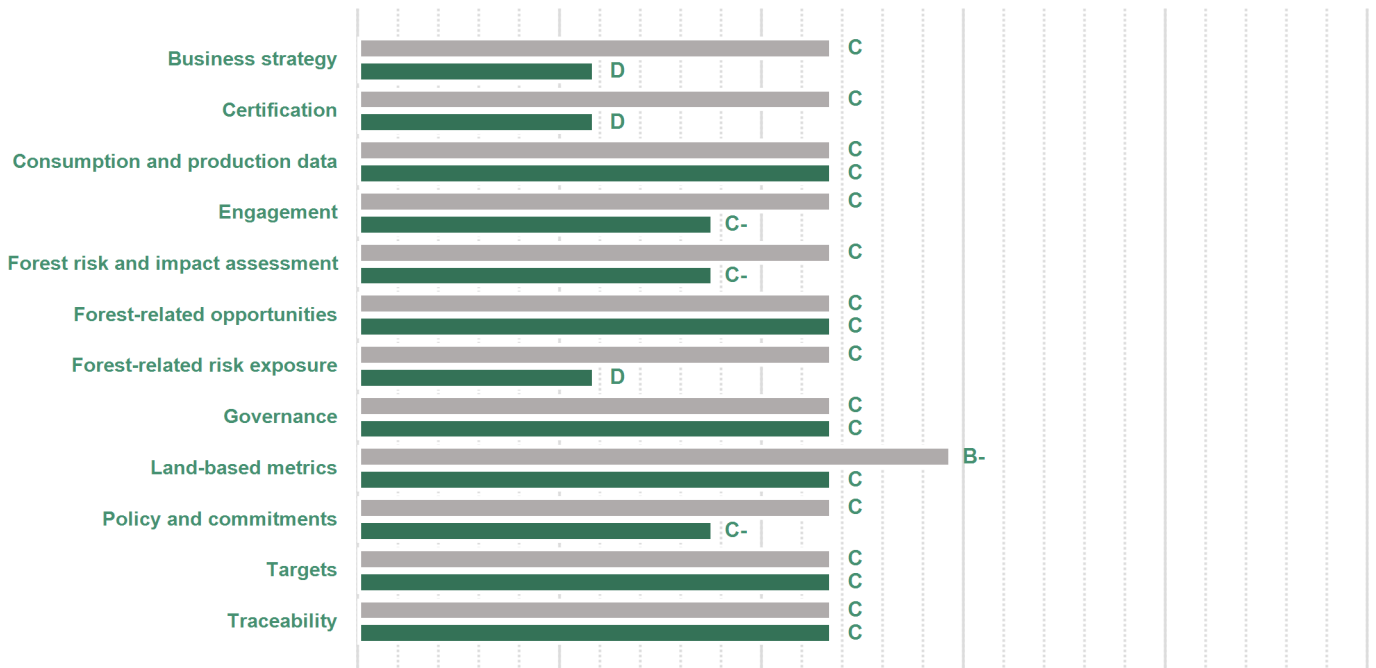
CATEGORY SCORES



If a company scored a C or below, they will not have been scored for Management or Leadership points (the dark green line represents this).

Please download the [‘CDP Scoring Introduction’](#) for more information.

CATEGORY SCORES BENCHMARKING



Each category score in the bar chart represents the progression within each scoring level. The 100% Disclosure and Signoff categories have not been included for category score breakdown as they are not scored at all levels. Scoring categories are groupings of questions by topic. They are sub-groups of the 2023 questionnaire modules and are consistent across all sectors. The weightings applied to each category highlight the areas most important to environmental stewardship.

To find out more about category weightings for each sector, please download the [‘CDP Scoring Categories and Weighting’](#) documents.